



AEGIS CRISIS PREVENTION BLENDING LEARNING



www.theaegissystem.com



AEGIS BLENDED LEARNING

Blended refers to the combination of on-demand eLearning with in-person training delivered by certified Aegis Trainers. Aegis eLearning covers the classroom-based Aegis De-escalation Model (preventative aspects of the curriculum). This eLearning may stand alone as a full crisis prevention solution or blend with in-person training delivered by Certified Aegis Trainers.

Aegis eLearning does *not* cover the Physical Intervention Training component of Aegis (Classroom Section 4: Escapes and Aegis Holds). There is no online learning solution that meets the performance-based standards of Aegis certification in any physical technique.

Participating organizations subscribe to the Aegis eLearning program and are provided with eCourse files (SCORM, xAPI) for upload to their own Learning Management System (LMS). Aegis consultants and technical support are standing by to ease the upload and delivery of Aegis eLearning.

LMS RECOMMENDATIONS

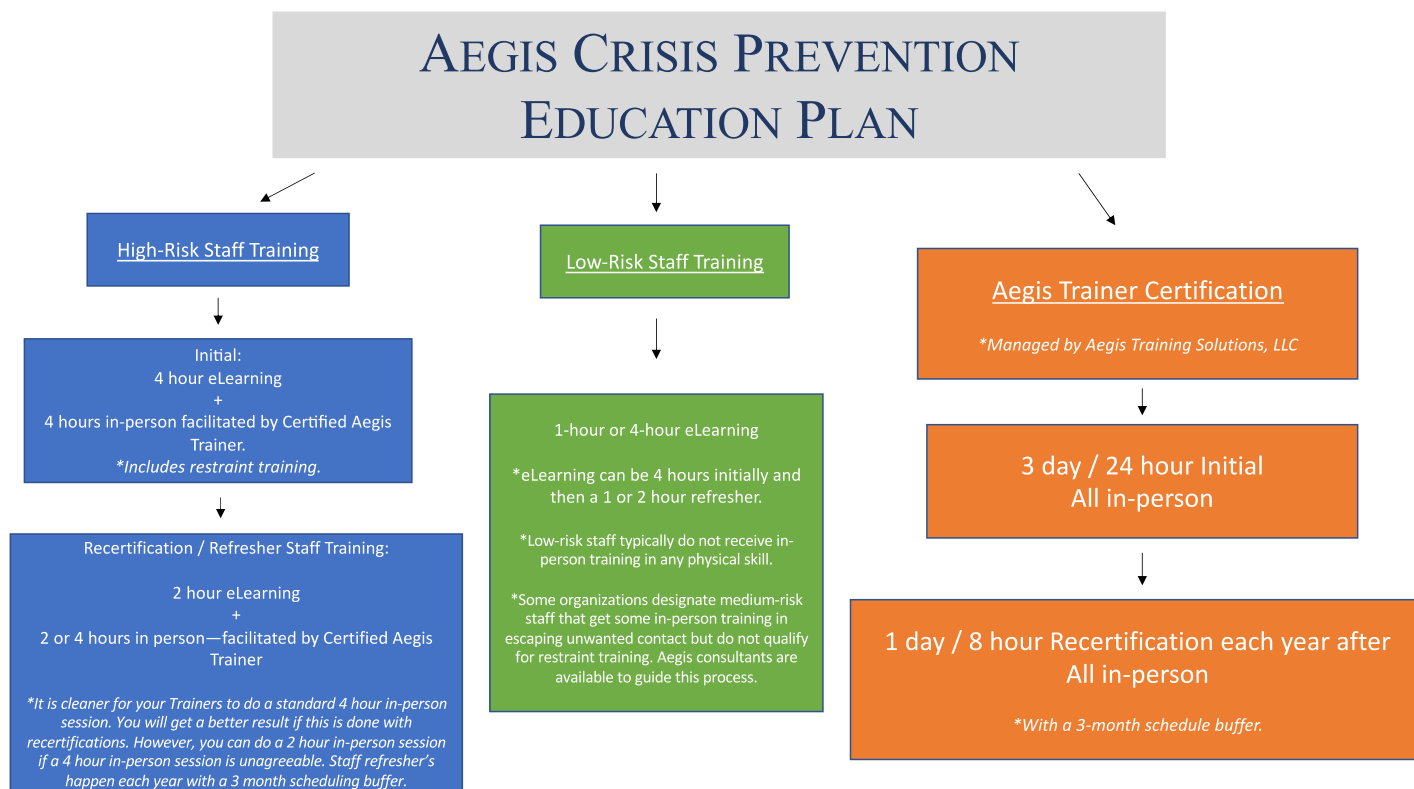
Aegis does not host eLearning. Participating organizations subscribe to Aegis eLearning and are provided an LMS package with various eCourse formats (initial versus refresher, etc.).

For small to mid-sized agencies that are looking to subscribe to Aegis eLearning and need to engage a Learning Management System; [Talent LMS](#) is the recommendation. This web-based LMS is user-friendly, quick to engage, and affordable. *Aegis has no affiliation with Talent LMS.*

All Aegis eLearning is compliant with LMSs common to health-care networks and large enterprise-level organizations. Integrating Aegis eLearning is as simple as uploading a few files and setting some prerequisites.



SAMPLE EDUCATION PLAN



LMS PACKAGE (SCORM) INFORMATION

Aegis provides on-demand eLearning that covers the Aegis De-escalation Model (sections 1–3 of The Aegis System™). Aegis Learning Management System (LMS) courses are published in a standard called SCORM, which is compatible with virtually all LMSs. Using a SCORM standard enables progress tracking and bookmarking, allows data reporting (completion status, quiz scores, etc.), and generally has a higher level of interactivity.

Aegis eCourses are published in two versions of SCORM (SCORM 1.2 and SCORM 2004 4th Edition). Tin Can (xAPI) is also available upon request.



Aegis courses are updated periodically to align with best practices and ensure compliance. By using Aegis materials and SCORM content, your organization is agreeing to our licensing terms.

This Aegis course will communicate a Complete/Incomplete status to your LMS. It is not set up to track anything except the completion of 90% of the slides.

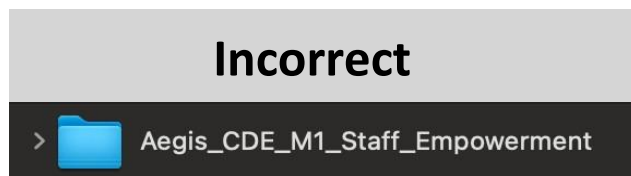
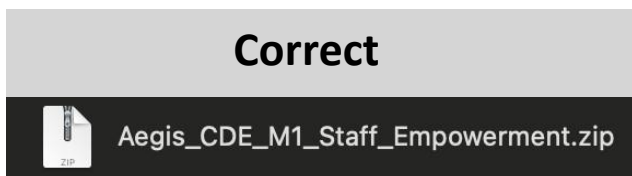
Navigation through the course is restricted such that the participant must view the content and embedded video before advancing. Learners can navigate back and forth within the videos and viewed content to control their learning process.

Both narrated and video scripts for every slide/video can be viewed under the Audio Script tab in the menu. This makes the audio portion of the course fully available to learners. All Aegis eLearning is accessible and 508 compliant.

Course Set Up & SCORM File Instructions

- This course is a 4-hour course with four separate modules and a Course Summary.
- All modules must be taken in order and have a “Completed” status in order for learners to access the Course Summary. Prerequisite requirements may need to be set up in your LMS.
- Published files are delivered in a zipped package. SCORM files must be zipped when uploading to a LMS.

Aegis Training Solutions, LLC, requires that all subscribing organizations test their SCORM package on their LMS before deployment to verify course launch and accurate record completion data.



For instructions on uploading a SCORM file to HealthStream [CLICK HERE](#).

CURRICULUM OVERVIEW



The Aegis De-escalation Model:

Classroom based (non-physical) learning is delivered by certified Aegis Trainers in-person or through eLearning. Aegis provides subscribing organizations with eLearning packages that upload directly to your LMS.

The De-escalation model is intended for all staff. Many “hands-off” organizations elect to use the De-escalation model for a complete training solution and do not utilize section 4. Others train select staff, or all staff, in section 4.

Physical Intervention Training:

Section 4 Training is delivered by certified Aegis Trainers in-person only.

This portion of Training can blend with eLearning in the De-escalation model to create an efficient solution for maintaining full Aegis Certification.

AEGIS INTRODUCTION

- I System Overview
- II What Will I Be Learning?
- III Aegis De-escalation Model
- IV Core Aegis Principles
- V Putting Out a Fire...
- VI Social Survival
- VII The Jockey & The Horse

MODULE 1

This 1-hour module can serve as a brief De-escalation Course for staff in low-risk areas.

SECTION 1. STAFF EMPOWERMENT

- 1.0 Towards Empowerment
- 1.1 Stress Inoculation
- 1.2 Cognitive Techniques
- 1.3 Perspective Taking
- 1.4 TRUST Model

MODULE 2

SECTION 2. NONVERBAL COMMUNICATION

- 2.0 Nonverbal Acuity
- 2.1 Body Language Clusters
- 2.2 Paraverbal Acuity
- 2.3 The De-escalation Cluster

MODULE 3

Aegis provides various Training Guides for in-person delivery of the De-escalation model and eLearning in 4, 6, and 8 hour formats.

SECTION 3. VERBAL INTERVENTION

- 3.0 Rapport & Applied Empathy
- 3.1 Step 1 Communication
- 3.2 Positive Responses
- 3.3 The Crisis 2-Step
- 3.4 The ABCs of DE-escalation

MODULE 4

SECTION 4. PHYSICAL INTERVENTION

- 4.0 Introduction
- 4.1 Understanding the Risk of Restraint
- 4.2 Moving to Physical Intervention
- 4.3 Safety Briefing

MODULE 5

- 4.4 Practicing Physical Skills
- 4.5 Warm Up
- 4.6 Escaping Unwanted Contact
- 4.7 Aegis Holds
- 4.8 The Aegis Safety Position™

MODULE 6

For blended learning, staff receive in-person training in Physical Intervention after completing the De-escalation eCourse to achieve full certification.

- 4.9 Duration
- 4.10 Critical Communication
- 4.11 Signs of De-escalation & Releasing
- 4.12 Re-establishing Rapport
- 4.13 Incident Debrief
- 4.14 Documentation

MODULE 7

Appendix I: Aegis References

Appendix II: Case Law